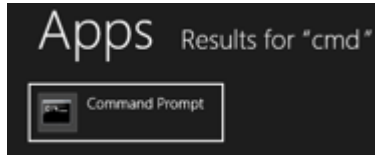


## Registering MSCOMCTL.ocx in Windows 8

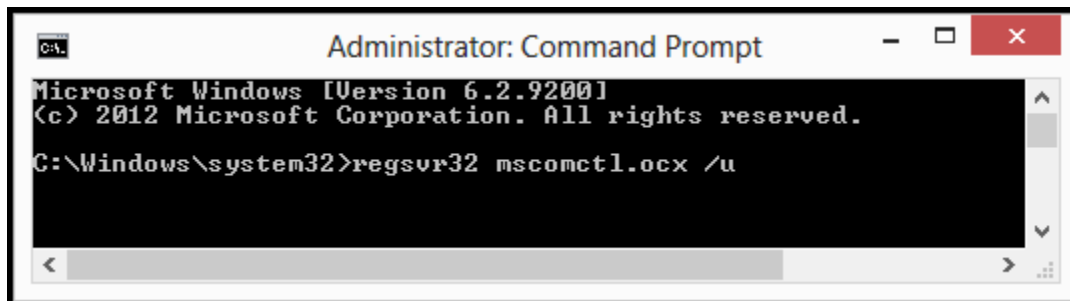
Press the Windows key and then type "cmd".



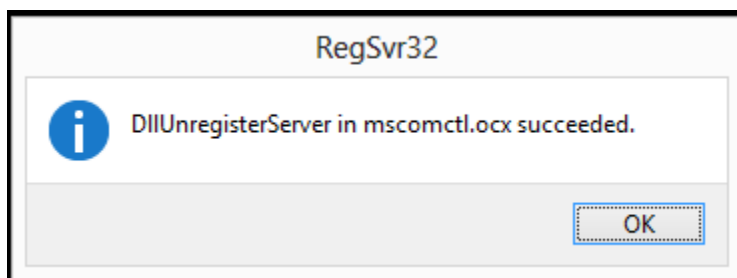
Right-click the "Command Prompt" and select "Run as Administrator" at the bottom of the screen.



First unregister any previous versions. Do this for both the System32 and the SysWOW64 directories.

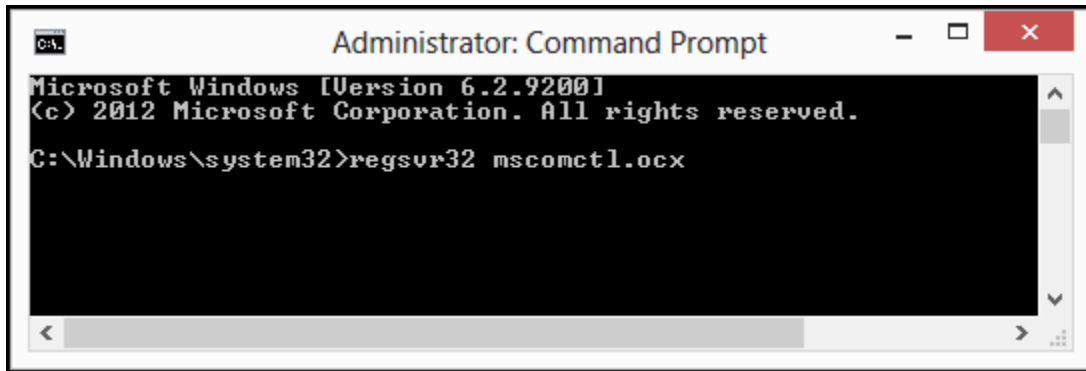


You may or may not get the following message depending on if the control was previously registered.



Download a fresh copy of the control (<http://vuser.ca/vpro07/MSCOMCTL.zip>) and place it in your System32 directory.

Next register the control.



```
Administrator: Command Prompt
Microsoft Windows [Version 6.2.9200]
(c) 2012 Microsoft Corporation. All rights reserved.
C:\Windows\system32>regsvr32 mscomctl.ocx
```

You should get a successful message.



If VPro is open, please close and reopen VPro 13.